

**In this newsletter**  
read about

- MikroTik Home app
- New RouterOS features
- How to use the KNOT: application examples
- CWDM feature updates
- XS+2733LC15D SFP+ modules
- Product news in Spanish
- LtAP mini LTE kit - safe as a bank!

## Try out the new MikroTik Home app!

There is nothing like the comfort of your home – where everything is simple and familiar. Where all the stuff is exactly how you left it. We tried to keep this feeling in mind during the development of the new MikroTik Home app – the fastest way to set up your home network devices.

It had to be easy to use, minimalist, but functional at the same time. How did we do? You be the judge!



---

MikroTik devices can be very powerful, but they don't have to be complicated. If you are a home user, just use the app!

# New RouterOS features

---

**1) Implementation of 802.11ac WiFi Wave 2** in RouterOS v7 BETA (MU-MIMO) for Audience, hAP ac3 (non-LTE!) and RouterBOARD 4011 devices (more information in the [documentation](#))



---

## 2) L3HW

v7 BETA users can now enjoy Layer 3 Hardware Offloading support – a significant performance boost for the CRS3xx product family. Depending on the configuration, L3HW performance can reach wire-speed.

---

## 3) SwOS for CRS354

CRS354 family devices can now run SwOS. RouterOS upgrade to the latest stable version is required. This will enable the “/system swos” menu in RouterOS.



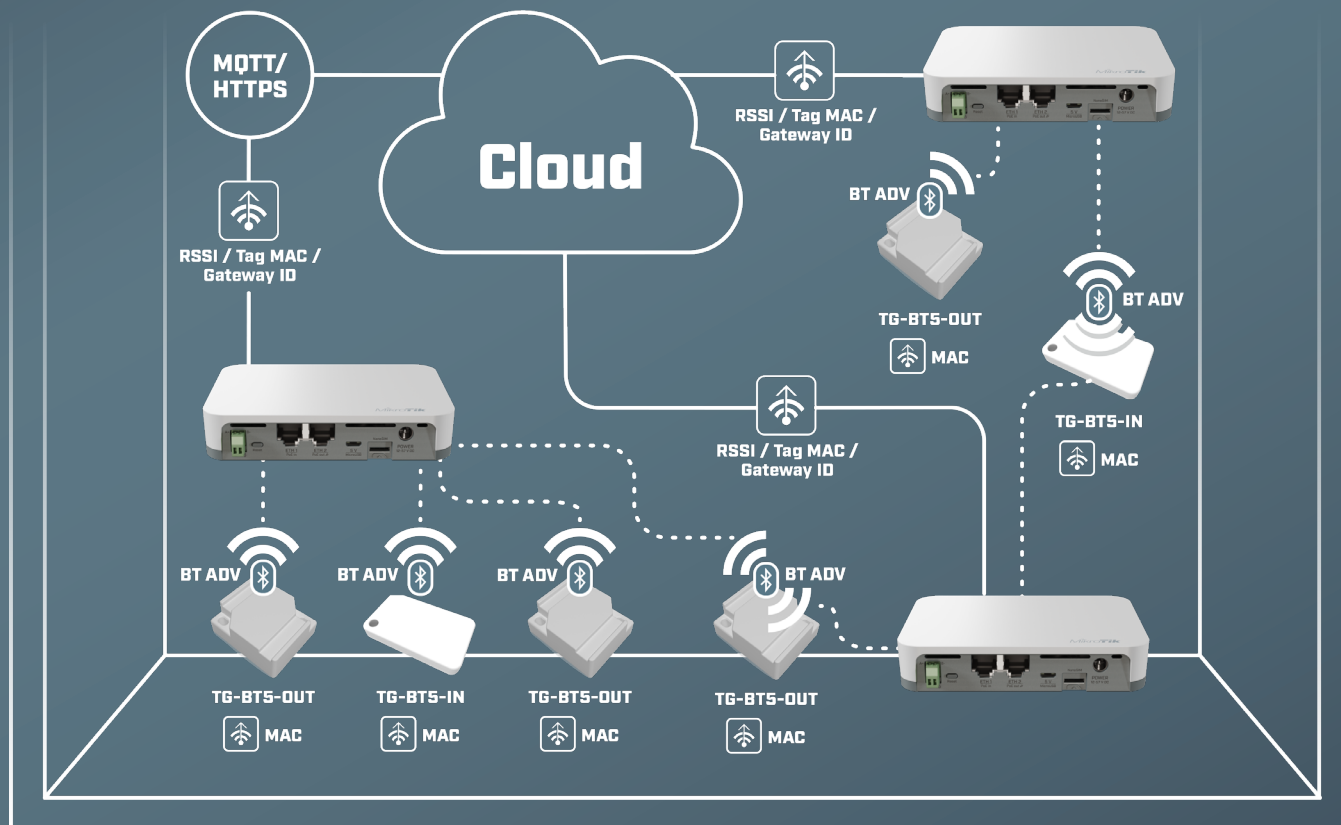
---

## 4) MLAG on CRS 3xx switches

We remain committed to involving the amazing Mikrotik user community in developing RouterOS. Once again your feature requests have become a reality – with MLAG addition to the CRS3xx switches.

Introduced in 7.1beta6, Multi-Chassis Link Aggregation Group or MLAG allows for the ability to form LACP channels across multiple physical switches. Basically, it enables Layer 2 multipath redundancy and load balancing. As Mikrotik certified trainer [Kevin Myers writes](#), “CRS3xx switches are very inexpensive (starting at \$149) and may very well be the lowest cost MLAG capable hardware available on the market.”, so there is no reason to skip this impressive technology now.

# How to use the KNOT: application examples



You probably remember the latest addition to the MikroTik IoT product family – KNOT. It is an IoT Gateway that uses low-cost and low-bandwidth Narrow Band/CAT-M technology. It can help you “tie” all kinds of devices together – different protocols, different generations, even custom DIY solutions – KNOT can be used to interface almost anything.

To make the creative process a bit easier, you are welcome to take a look at the [KNOT application examples](#). While the possibilities are endless, we tried to compile the most important types of IoT setups that can benefit from these devices.



# CWDM feature updates

We are delighted to announce an upgrade to the CWDM-MUX8A units. Based on your feedback, we have decided to replace the rarely used MON port with the extremely useful EXP/1310 expansion port. With this addition, you can now use regular optical modules alongside other CWDM modules - an extra connection for the same price!

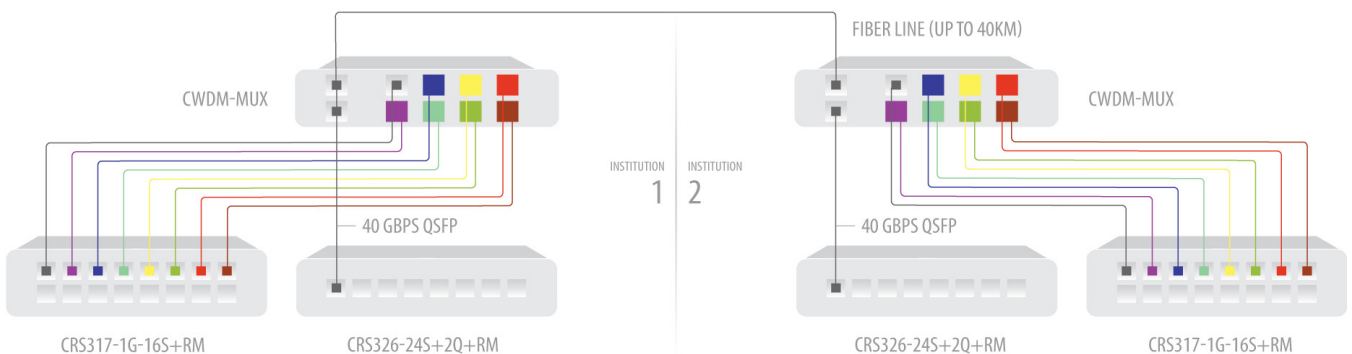
The EXP/1310 port supports all 1310nm 10G/25G/40G/100G SFP+ modules.

Product code stays the same. You can differentiate between versions by looking at the product label: the previous version with the MON port has a “CWDM-MUX8A=C2” label on the box, while the new version with the EXP/1310 port has a “CWDM-MUX8A=C” label. We are only shipping the upgraded devices now.



CWDM - a passive MUX/DEMUX unit that allows the combining of up to eight fiber links into one. And you can split it up again later!

This is the perfect solution to create effective data networks between all kinds of institutions. You can mix and match different types of SFP connections between all your devices.



# XS+2733LC15D SFP+ modules



For 1G, 10G and even  
25G networking!

⇔ BIDIRECTIONAL

SFP SFP / SFP+ / SFP28

📶 1270NM + 1330NM

↔<sub>15 km</sub> DATA LINK UP TO 15KM

**More features, higher distance, same price – the evolution of MikroTik SFP modules!**

Kit contains two SFP+ modules that can be used as a pair to achieve operating data rate up to 25 Gbps for distances up to 15km on a single optical cable.

## Specifications

Product code	XS+2733LC15D
Format	SFP / SFP+ / SFP28
Connector	Single LC connector
Mode	Single mode
Data Rate	1G / 10G / 25G
Wavelength	1270nm + 1330nm
Distance	15 km

## AT&T certification

More good news: RBSXTR&R11e-LTE-US units are now officially AT&T certified and can be used in their network.

When ordering the AT&T service, you can now specify the RBSXTR&R11e-LTE-US product. This is our first Carrier certified device, but we will try our best to get PTCRB and carrier certification for all upcoming LTE/5G products in the US market.

You can check the certification by entering the product code [here](#).

# Product news in Spanish: Las novedades de MikroTik 2021

Ah, Spanish – the language of Francisco Goya, Antoni Gaudí, Frida Kahlo, and now – MikroTik! We are launching all kinds of exciting content in Spanish, starting with 2021 product news by our very own Kaspars and Valters.

Don't worry if you are not among 450 million native Spanish speakers of the world – we will continue the production of our English videos as well.



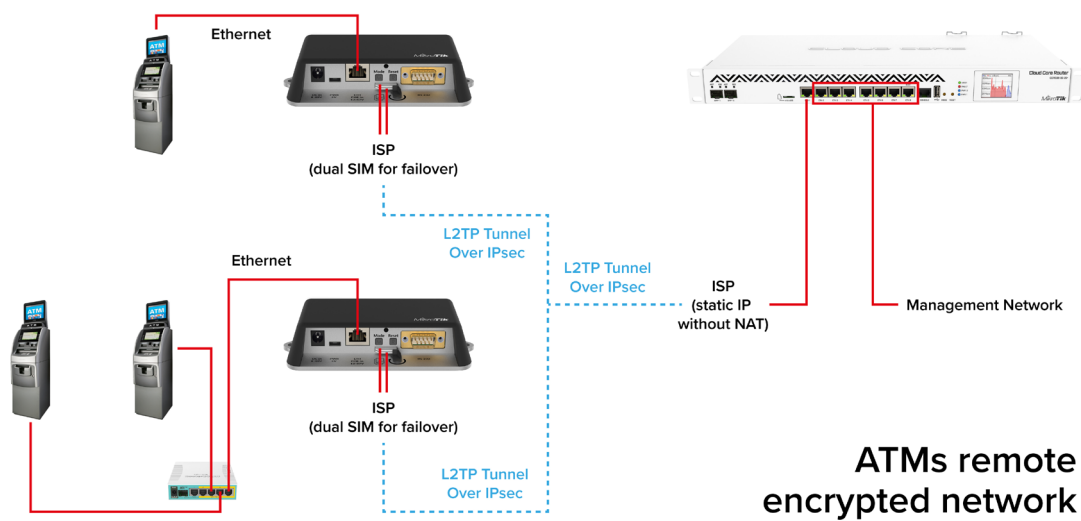
Don't forget to turn on the English subtitles!

# LtAP mini LTE kit - safe as a bank!

Techno Trade from Uzbekistan had a contract to upgrade the ATM network of a major banking company. The main task was to connect 50 ATMs to the central office. All ATMs were supposed to receive Internet via 3G/LTE and use an encrypted channel to form a single network.

Here's what they did.

“The project was carried out using a VPN tunnel. For this setup, we used 50 MikroTik LtAP mini LTE kits as VPN clients. As for the VPN server - we used a CCR1036-8G-2S+. The diagram shows that we used L2TP with IPsec for the VPN network.”



“An L2TP VPN server with IPsec was configured on the main router. VPN clients with two SIM cards (from different mobile operators) were installed on MikroTik LtAP mini LTE within the ATMs. If the SIM1 would suddenly lose connection, SIM2 from the other carrier would provide it.”

Always satisfying to see a well-thought-out project with failovers. Better safe than sorry!

In case if you missed the convenient LtAP mini series, here's a quick reminder:



- 2.4 GHz AP in a rugged case;
- Two SIM slots;
- Built-in GPS;
- Serial port for other devices;
- Several powering options (PoE, DC jack, microUSB);
- Can be used with external LTE and GPS antennas of your choice.

It is a perfect solution for real-time tracking. We have provided a simple tracking application example in the [RouterOS documentation](#) to help you get started.